



* No Onward Chain * A charming first floor flat offering character features, a private west facing garden with log cabin and a versatile loft room, all situated in a convenient Westcliff location close to schools, transport links and amenities.

- First Floor Flat with No Onward Chain
- Bay Fronted Lounge with Log Burner
- Double Bedroom with Fireplace & Storage
- Versatile Loft Room with Eaves Storage
- Garden Log Cabin
- Character Features Throughout
- Generous Kitchen
- Well Presented Bathroom
- West Facing Garden with Decking
- Double Glazing and Gas Central Heating

Hainault Avenue

Westcliff-on-Sea

£225,000



Hainault Avenue



This delightful first floor flat welcomes you with a landing that leads through to a bay fronted lounge complete with a feature log burner, creating a cosy and characterful living space. The kitchen is generously sized and well suited for everyday use, while the double bedroom benefits from a feature fireplace and built-in storage. A well presented three piece bathroom completes the main accommodation. Stairs lead up to a sizeable loft room offering plentiful eaves storage, ideal for use as a hobby space, office or occasional room. Externally, the property enjoys a west facing garden with decking and a versatile log cabin, perfect for entertaining or working from home. Further benefits include double glazing and gas central heating.

Located on Hainault Avenue in Westcliff-on-Sea, the property falls within catchment of The Westborough School and Chase High School, whilst also being close to excellent grammar schools. Amenities, shops, eateries and parks are all nearby, along with bus links, major road access and Southend University Hospital. Commuters benefit from proximity to both Westcliff Train Station and Prittlewell Train Station for convenient travel connections.

One Bedroom First Floor Flat

Landing

Lounge

15'1 x 13'5

Kitchen

9'2 x 8'6

Bedroom

13'5 x 12'10

Three Piece Bathroom


Loft Room

2'4 x 19'10

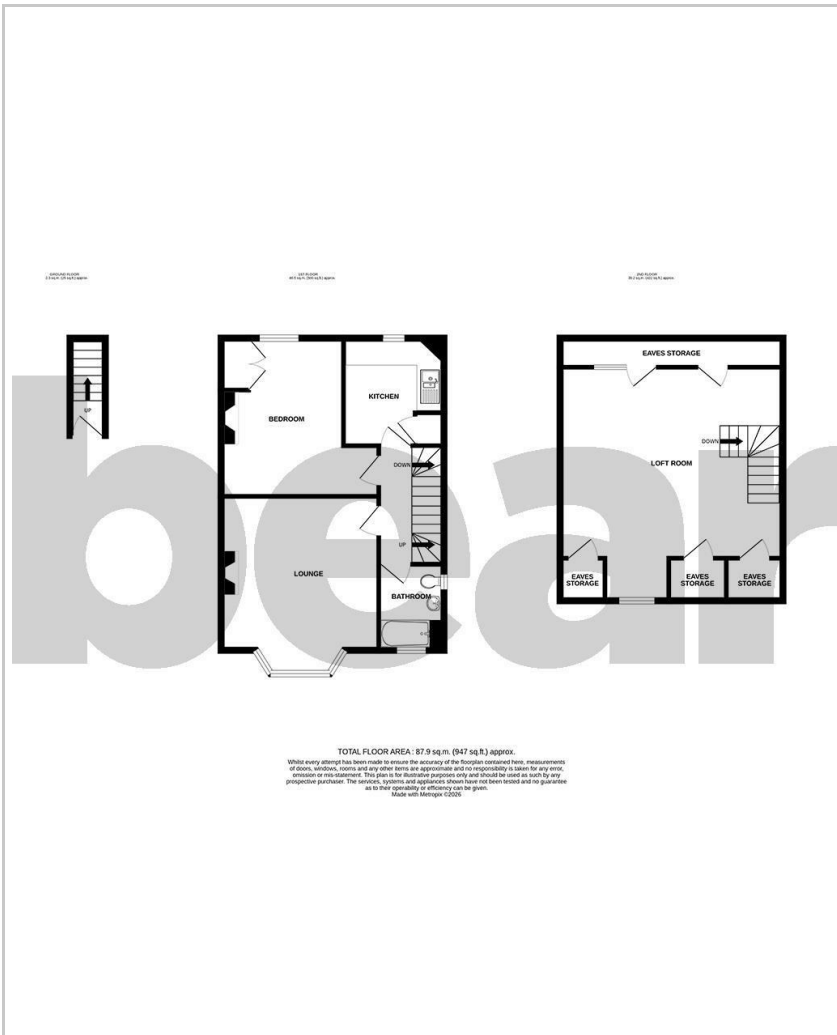
Storage

West Facing Garden

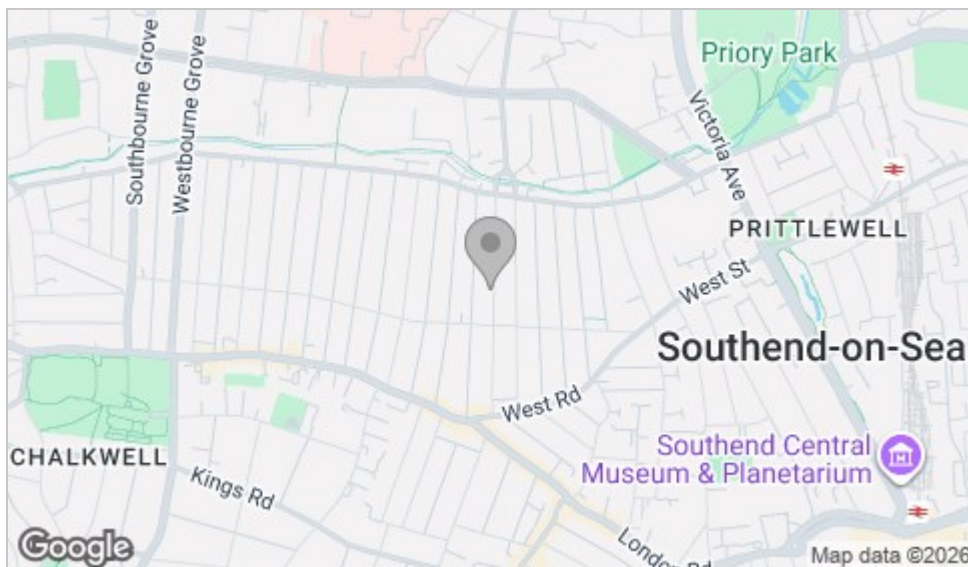
Log Cabin



Floor Plan



Area Map



Viewing

Please contact our Southend-on-Sea Office on 01702 811211 if you wish to arrange a viewing appointment for this property or require further information.

These particulars, whilst believed to be accurate are set out as a general outline only for guidance and do not constitute any part of an offer or contract. Intending purchasers should not rely on them as statements of representation of fact, but must satisfy themselves by inspection or otherwise as to their accuracy. No person in this firm's employment has the authority to make or give any representation or warranty in respect of the property.

204 Woodgrange Drive, Southend-on-Sea, Essex, SS1 2SJ

Office: 01702 811211 info@bearestateagents.co.uk <https://www.bearestateagents.co.uk>

Energy Efficiency Graph

